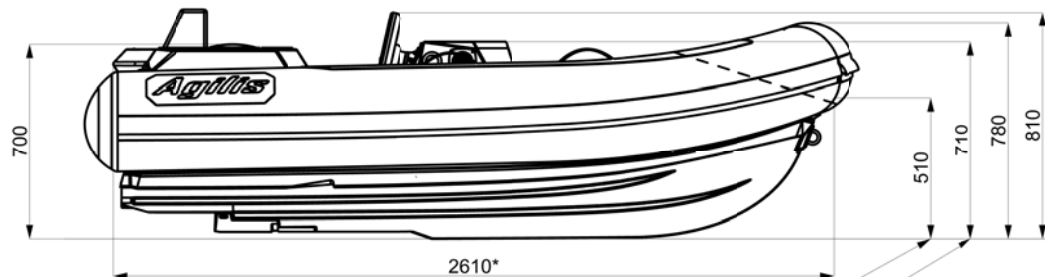
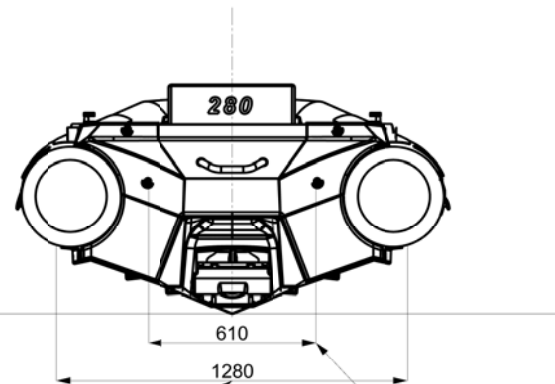


AT280

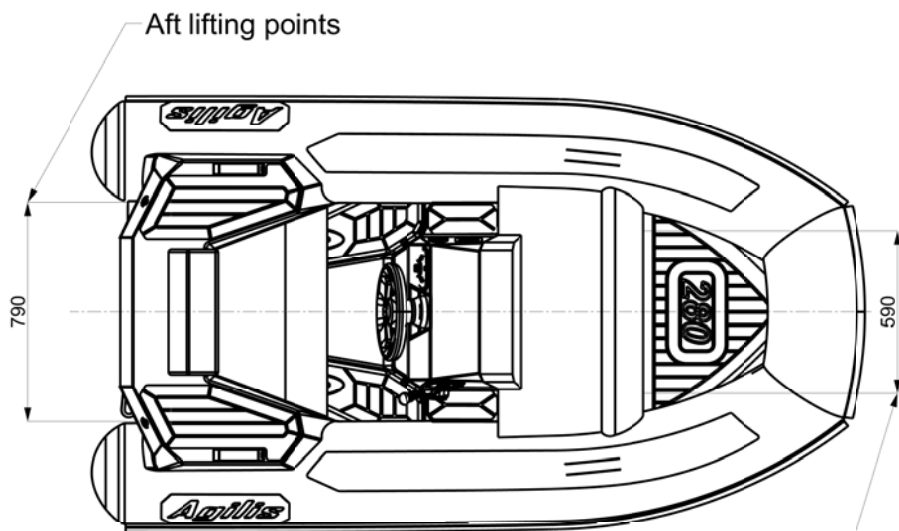


Deflated bow
Steering wheel removed



Deflated tube width

Aft tie down points



Aft lifting points

FWD lifting points

Technical data:

1. Length Overall:.....2.80 m, +/-1%
2. Beam Overall:.....1.55 m, +/-1%
3. Seating capacity:.....3
4. Light craft mass:.....215 kg
5. Maximum load:.....305 kg (fuel excluded)
6. Maximum speed, V = 35 knots
7. CE Design Category "C"
8. Engine: Rotax 900 ACE (60 HP/44 kW)
9. Propulsion: Jet drive
10. Fuel tank capacity:32 litres, petrol
11. No. of tube Compartments:..... 3

UNLESS OTHERWISE SPECIFIED: DIMENSIONS ARE IN MILLIMETERS SURFACE FINISH:		FINISH:	DEBURR AND BREAK SHARP EDGES		DO NOT SCALE DRAWING	REVISION
TOLERANCES: LINEAR: ANGULAR:					This drawing is the property of Agilis Jet Tenders GmbH/ Lohfeldstr.2/ 52428 Jülich. This information must not be reproduced, distributed, or used for any purpose other than in conjunction with the boat or design for which it was drawn, without the owner's written consent.	
NAME	SIGNATURE	DATE			TITLE: AT280 - General Arrangement	
DRAW						
CHKD						
APPVD						
MFG						
Q.A				MATERIAL:	DWG NO. AT280-000-001	A3
				WEIGHT:	SCALE:1:20	SHEET 1 OF 1