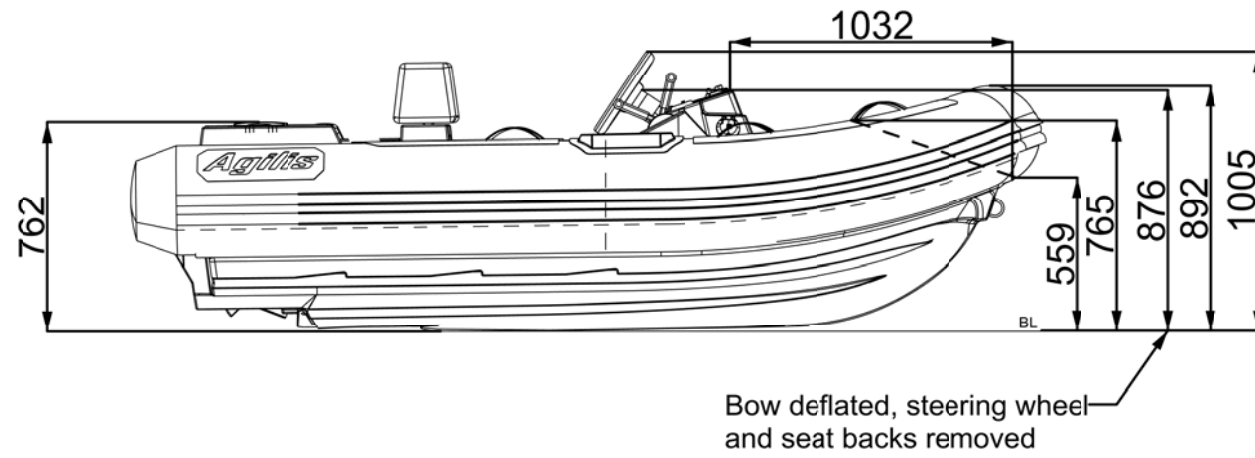
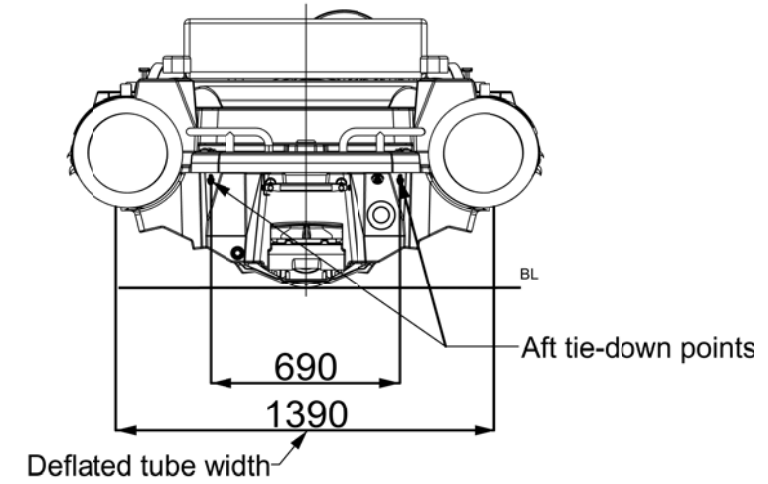


# AT330

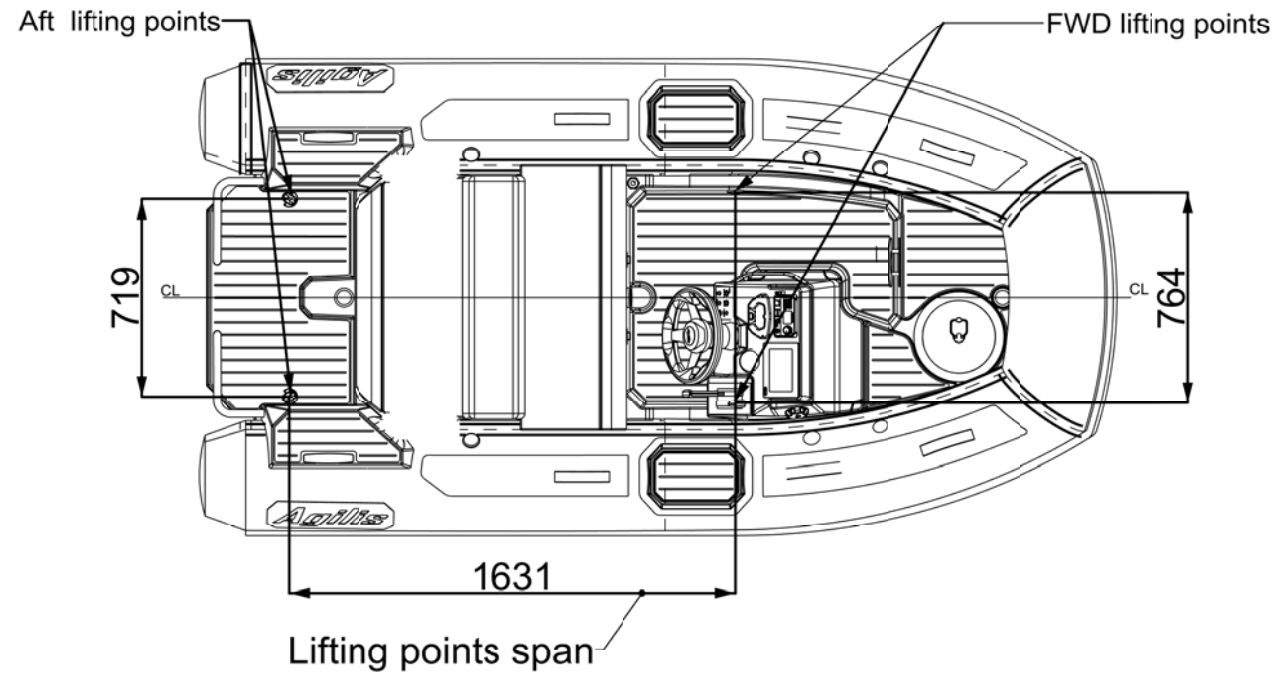
SIDE VIEW



AFT VIEW



TOP VIEW



**Technical data:**

1. Length Overall:.....3.30 m, +/-1%
2. Beam Overall:.....1.75 m, +/-1%
3. Seating capacity:.....4
4. Light craft mass:.....325 kg
5. Maximum load:.....340 kg (fuel excluded)
6. Maximum speed, V = 38 knots
7. CE Design Category "C"
8. Engine: Rotax 900 HO ACE (90 HP/66 kW)
9. Propulsion: Jet drive
10. Fuel tank capacity: .....55 litres, petrol
11. No. of tube Compartments:..... 4

UNLESS OTHERWISE SPECIFIED: DIMENSIONS ARE IN MILLIMETERS		FINISH:		DEBURR AND BREAK SHARP EDGES		DO NOT SCALE DRAWING		REVISION	
SURFACE FINISH:								This drawing is the property of Agilis Jet Tenders GmbH/ Lohfeldstr.2/ 52428 Jilich. This information must not be reproduced, distributed, or used for any purpose other than in conjunction with the boat or design for which it was drawn, without the owners written consent.	
TOLERANCES:								TITLE:	
LINEAR:								AT330 - General Arrangement	
ANGULAR:								DWG NO.	
								AT330-000-001	
								A2	
								SCALE:1:20	
								SHEET 1 OF 1	