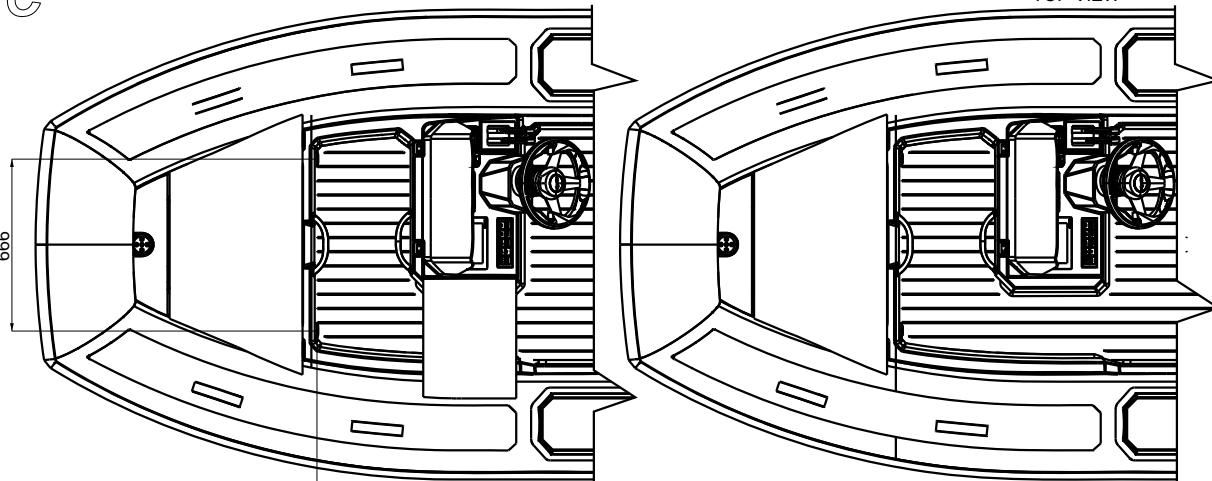


AT400C

TOP VIEW

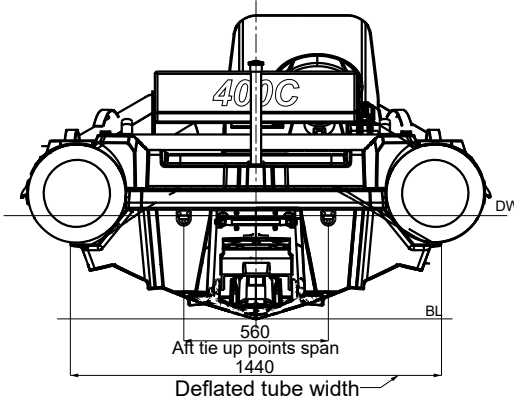
TOP VIEW

FWD lifting points span
666

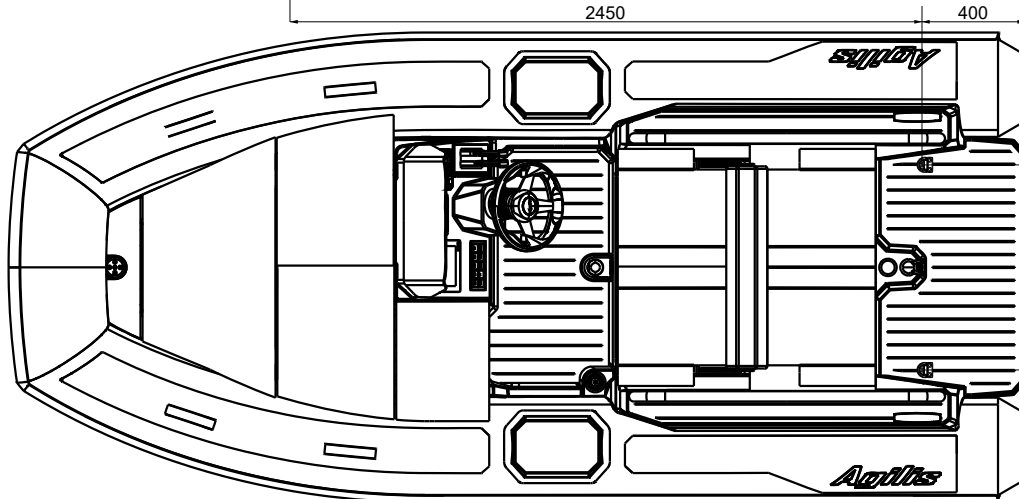
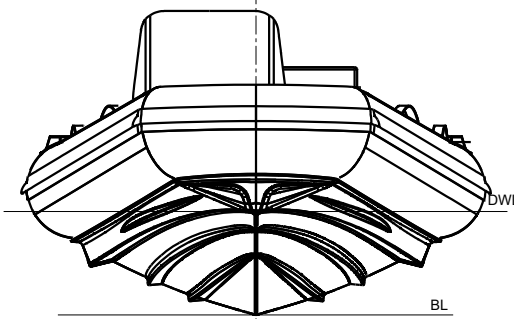


TOP VIEW
2450

AFT VIEW

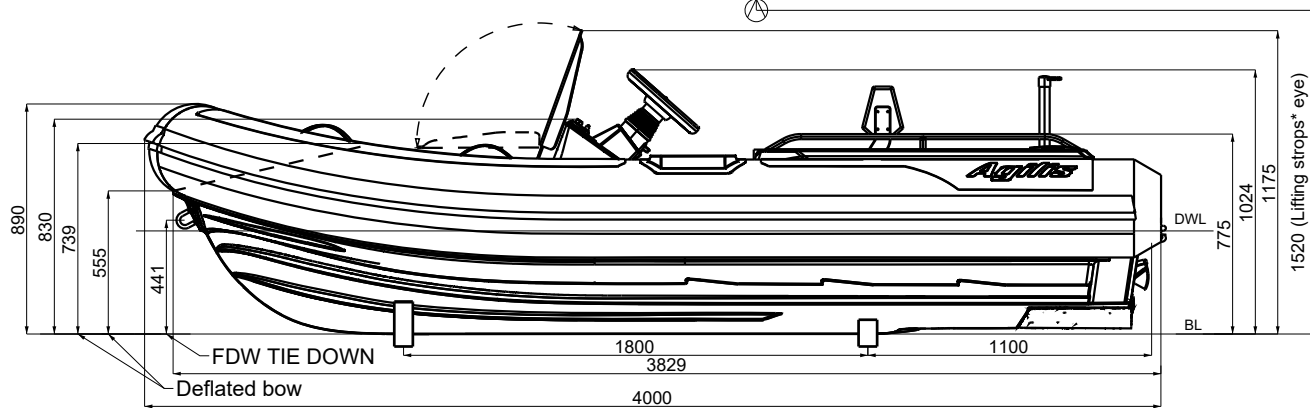


FWD VIEW



SIDE VIEW

2280 LCG (Dry Weight)



Technical data:

- 1.Length Overall:.....4.00 m, +/-1%
- 2.Beam Overall:.....1.77 m, +/-1%
- 3.Seating capacity:.....6 +1 child
4. Empty craft mass:.....380 kg(1)
402 kg(2)
5. Maximum load:.....570 kg (fuel excluded)
6. Maximum speed, V = 35 knots
7. CE Design Category "C"
- 8.Engine: 1)ROTAX 900ACE (90HP/66 kW)
2)ROTAX 1630 (130 HP/95.6 kW)
9. Propulsion: Jet drive
10. Fuel tank capacity:60 litres, petrol
11. No. of tube Compartments:..... 4

UNLESS OTHERWISE SPECIFIED: DIMENSIONS ARE IN MILLIMETERS		FINISH:	DEBURR AND BREAK SHARP EDGES		DO NOT SCALE DRAWING	REVISION
SURFACE FINISH:				This drawing is the property of Agilis Jet Tenders GmbH Lohföhrstr. 21 52428 Jülich. This information must not be reproduced, distributed, or used for any purpose other than in conjunction with the boat or design for which it was drawn, without the owner's written consent.		
TOLERANCES:				TITLE: AT400C - General Arrangement		
LINEAR:				DWG NO. AT400C-000-001		
ANGULAR:				SCALE:1:20		
DRAWN:	NAME	SIGNATURE	DATE	MATERIAL:	SHEET 1 OF 1	
CHKD:						
APPV:						
MFG:						
G.A:						
				WEIGHT:		