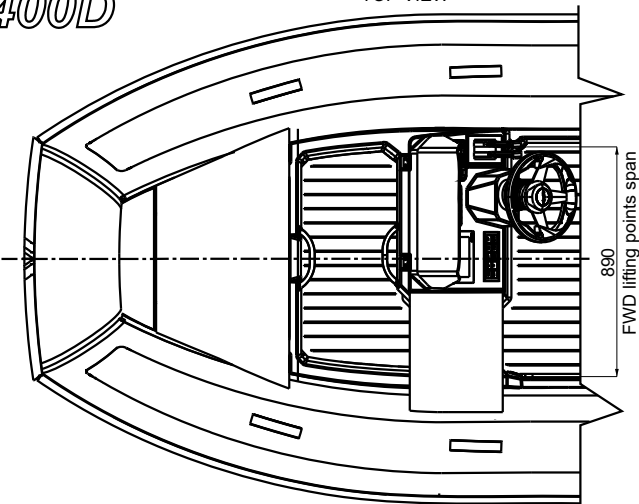
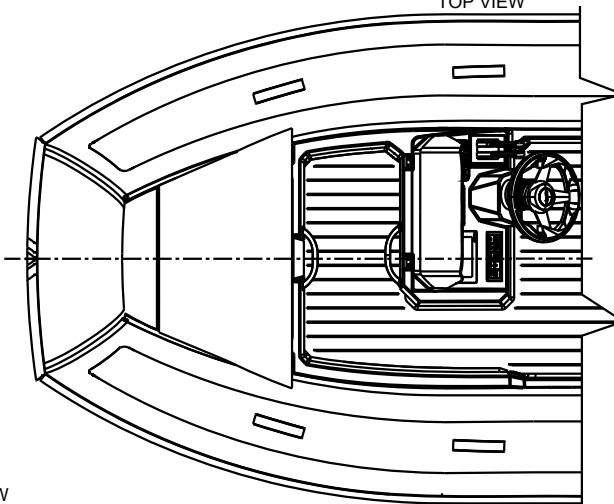


# AT400D

TOP VIEW



TOP VIEW

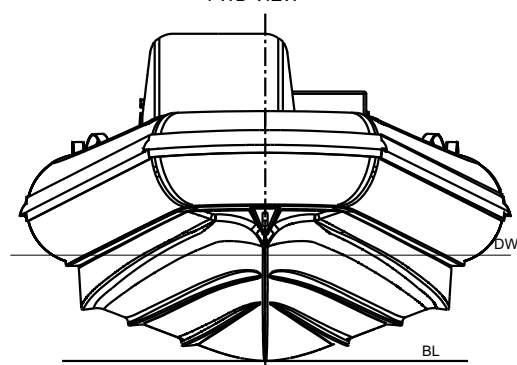


TOP VIEW  
1665

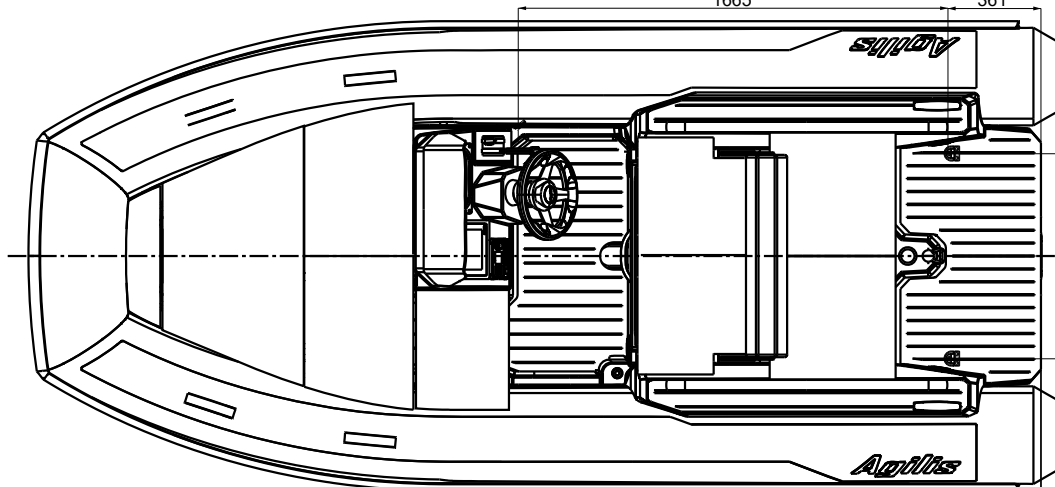
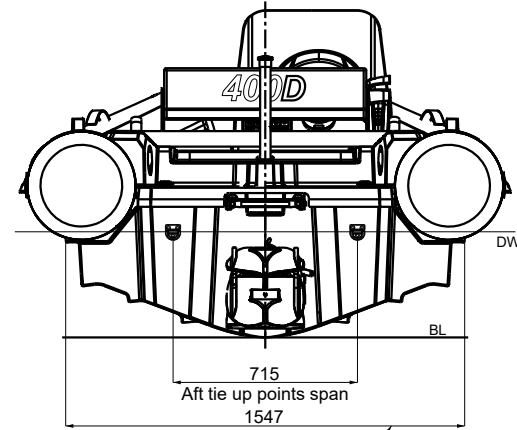
361

795  
Aft lifting points span

FWD VIEW



AFT VIEW

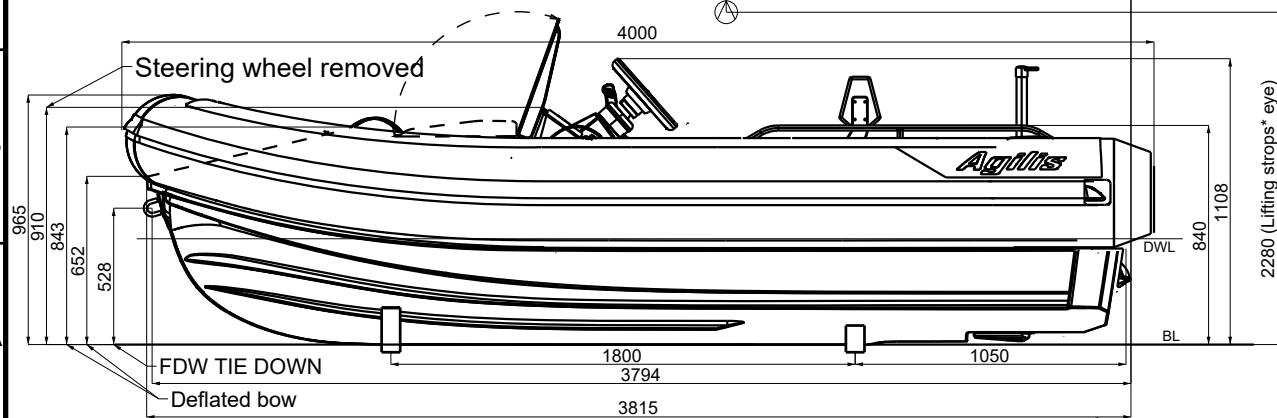


SIDE VIEW

1520 LCG (Dry Weight)

4000

Steering wheel removed



**Technical data:**

1. Length Overall:.....3.95 m, +/-1%
2. Beam Overall:.....1.77 m, +/-1%
3. Seating capacity:.....7
4. Empty craft mass:.....625 kg
5. Maximum load:.....485 kg (fuel excluded)
6. Maximum speed, V = 35 knots
7. CE Design Category "C"
8. Engine: FNM DESEL (110 HP/81 kW)
9. Propulsion: Jet drive
10. Fuel tank capacity: .....60 L, diesel
12. No. of tube Compartments:..... 4

UNLESS OTHERWISE SPECIFIED: FINISH:		DEBURR AND BREAK SHARP EDGES		DO NOT SCALE DRAWING		REVISION	
DIMENSIONS ARE IN MILLIMETERS						This drawing is the property of Agilis Jet Tenders GmbH (Lohfeldstr. 21 52428 Jülich). This information must not be reproduced, distributed, or used for any purpose other than in conjunction with the boat or design for which it was drawn, without the owner's written consent.	
SURFACE FINISH:							
TOLERANCES:							
LINEAR:							
ANGULAR:							
DRAWN:	NAME	SIGNATURE	DATE			TITLE:	
CHK'D:						AT400D - General Arrangement	
APP'VE:							
MFG:							
G.A:							
						DWG NO. AT400D-000-001	
						A2	
						SCALE: 1:20	
						SHEET 1 OF 1	